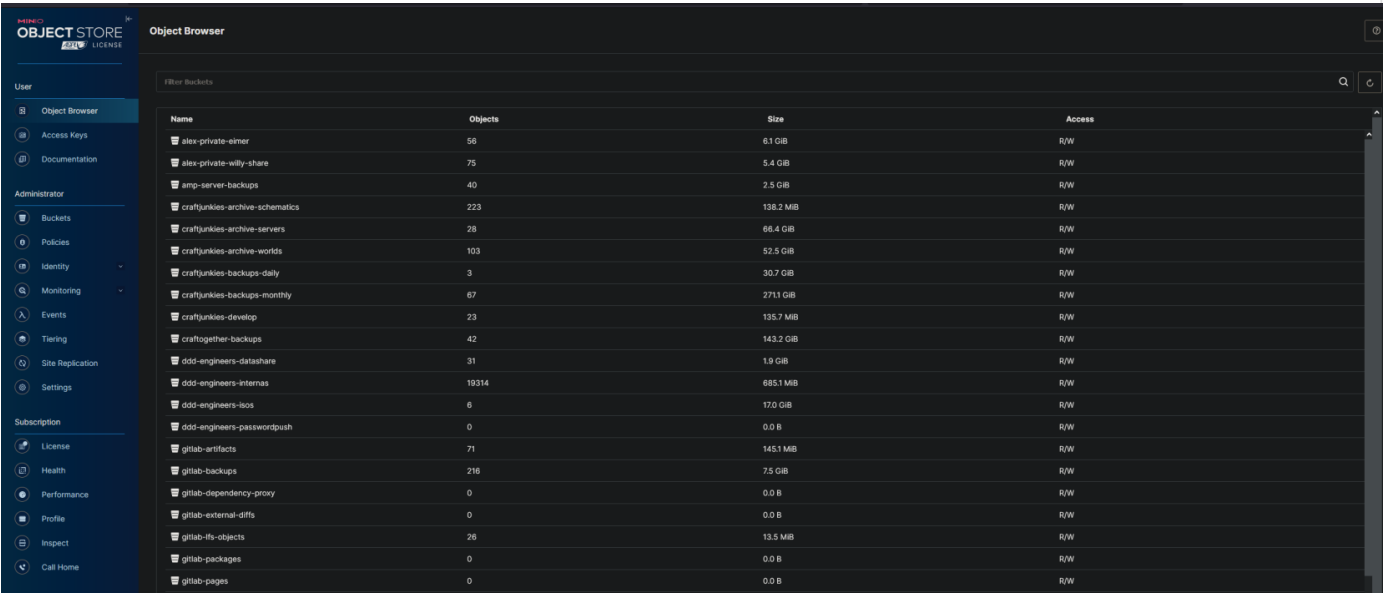


Umsetzung bei uns

Übertrag Berechtigungen

Auf unserer Seite können die Berechtigungen innerhalb des S3 Speichers so geschrieben werden, dass entweder jeder Zulieferer sein eigenes Daten Sammelbecken bekommt oder nur die Ordner sieht, die wir im zuteilen.

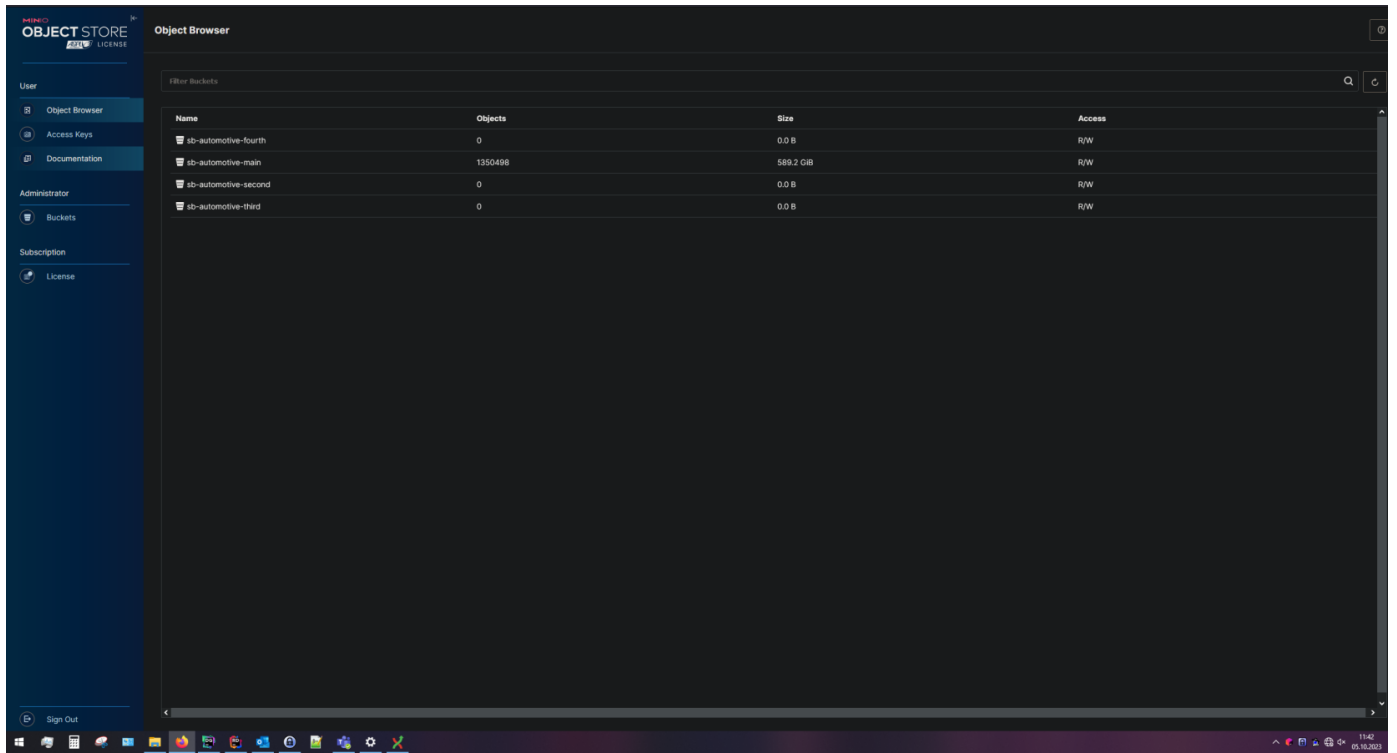
Bild 2 Anmeldung mit Admin Account



The screenshot shows the Minio Object Browser interface. On the left is a sidebar with navigation options: User, Object Browser (selected), Access Keys, Documentation, Administrator, Buckets, Policies, Identity, Monitoring, Events, Tiering, Site Replication, Settings, Subscription, License, Health, Performance, Profile, Inspect, and Call Home. The main area is titled 'Object Browser' and contains a table of buckets. The table has columns for Name, Objects, Size, and Access. The buckets listed include alex-private-elmer, alex-private-willy-share, amp-server-backups, craftjunks-archive-schematics, craftjunks-archive-servers, craftjunks-archive-worlds, craftjunks-backups-daily, craftjunks-backups-monthly, craftjunks-develop, craftjunks-together-backups, odd-engineers-datashare, odd-engineers-interns, odd-engineers-iso, odd-engineers-passwordpush, gitlab-artifacts, gitlab-backups, gitlab-dependency-proxy, gitlab-external-diffs, gitlab-fs-objects, gitlab-packages, and gitlab-pages.

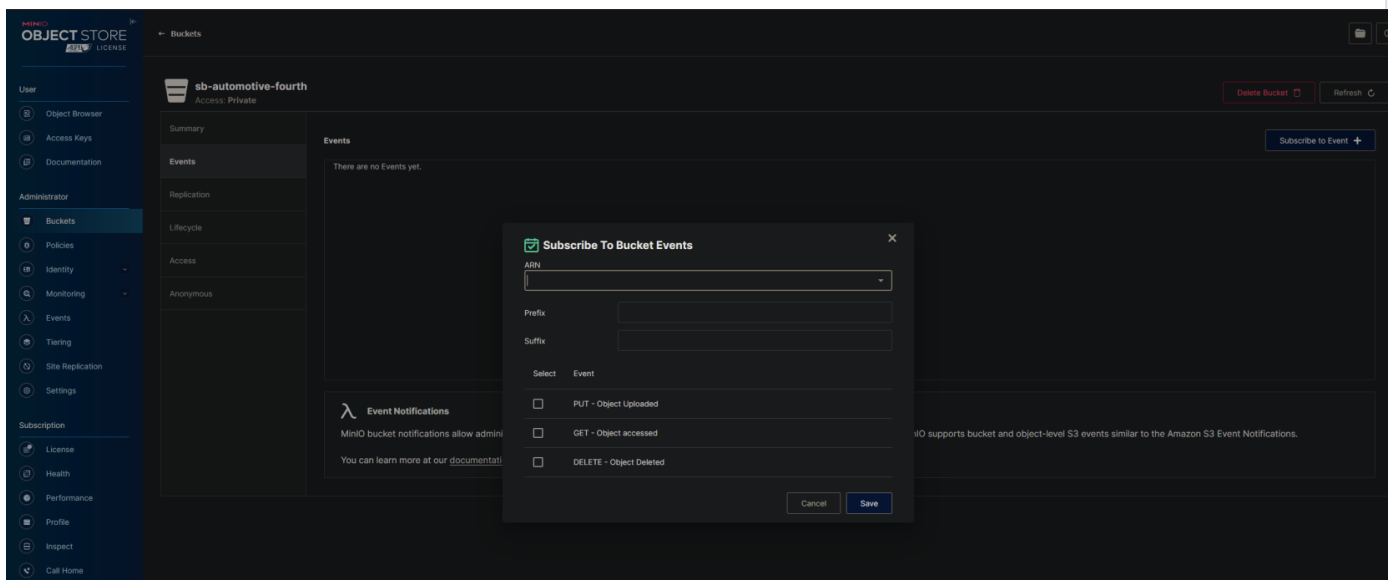
Name	Objects	Size	Access
alex-private-elmer	56	6.1 GiB	R/W
alex-private-willy-share	75	5.4 GiB	R/W
amp-server-backups	40	2.5 GiB	R/W
craftjunks-archive-schematics	223	138.2 MiB	R/W
craftjunks-archive-servers	28	66.4 GiB	R/W
craftjunks-archive-worlds	103	52.5 GiB	R/W
craftjunks-backups-daily	3	30.7 GiB	R/W
craftjunks-backups-monthly	67	271.1 GiB	R/W
craftjunks-develop	23	135.7 MiB	R/W
craftjunks-together-backups	42	143.2 GiB	R/W
odd-engineers-datashare	31	1.9 GiB	R/W
odd-engineers-interns	19314	685.1 MiB	R/W
odd-engineers-iso	6	17.0 GiB	R/W
odd-engineers-passwordpush	0	0.0 B	R/W
gitlab-artifacts	71	145.1 MiB	R/W
gitlab-backups	216	7.5 GiB	R/W
gitlab-dependency-proxy	0	0.0 B	R/W
gitlab-external-diffs	0	0.0 B	R/W
gitlab-fs-objects	26	13.5 MiB	R/W
gitlab-packages	0	0.0 B	R/W
gitlab-pages	0	0.0 B	R/W

Bild 3 Anmeldung mit normalen Benutzer



Auf unserer Seite können wir einfach die Events auf dem S3 Speicher Überwachen (Siehe Bild Events)

Events



Und dann zb mit Uptime Kuma die Benachrichtigung machen, wenn in den letzten 24h kein Upload durchgeführt wurde.

Uptime Kuma Überwachung

Add New Monitor

General

Monitor Type

Push

Friendly Name

Push URL

`https://monitor.chnt.pw/api/push/TZckKbl2mo?status=up&msg=OK&pir`



You should call this URL every 60 seconds.

Optional parameters: status, msg, ping

Heartbeat Interval (Check every 60 seconds)

60



Retries

1



Maximum retries before the service is marked as down and a notification is sent

Heartbeat Retry Interval (Retry every 60 seconds)

60



Resend Notification if Down X times consecutively (Resend disabled)

0



☐ Upside Down Mode

Flip the status upside down. If the service is reachable, it is DOWN.

Save

Notifications

Not available, please setup.

Setup Notification

Unterstützte Dienste

Alerta

AlertNow

Apprise (Support 50+ Notification services)

Bark

ClickSend SMS

Discord

Email (SMTP)

GoAlert

Google Chat (Google Workspace)

Gorush

Gotify

Home Assistant

Kook

LINE Messenger

LINE Notify

LunaSea

Matrix

Mattermost

Microsoft Teams

Ntfy

Ntfy

Octopush

OneBot

Opsgenie

PagerDuty

Push by Techulus

Pushbullet

Pushover

Pushy

Rocket.Chat

Signal

Slack

SMSEagle

Splunk

SquadCast

Stackfield

Telegram

Twilio

Webhook

Version #2

Erstellt: 5 Oktober 2023 09:53:48 von craftman96

Zuletzt aktualisiert: 5 Oktober 2023 10:17:10 von craftman96